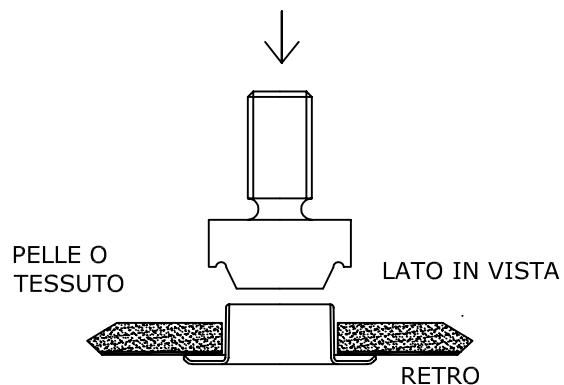


1

APPLICARE IL PRIMO OCCHIELLO COME DA SCHEMA



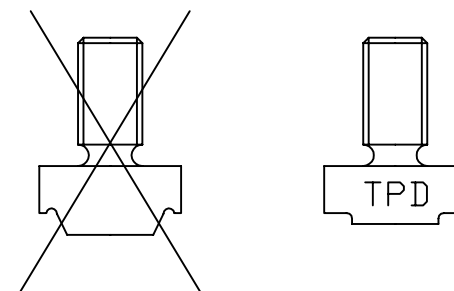
2

RISULTATO:



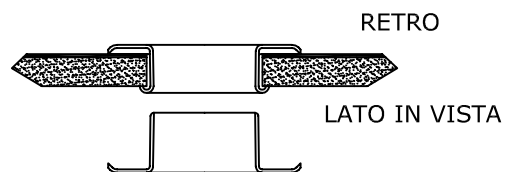
3

SOSTITUIRE LA PARTE SUPERIORE DELL'APPLICATORE



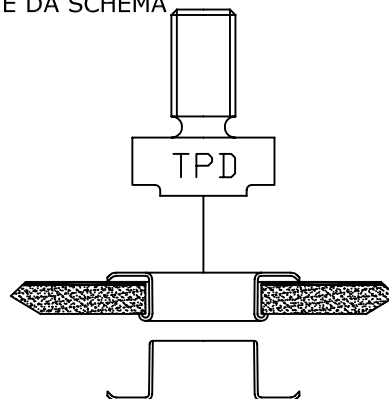
4

CAPOVOLGERE IL MANUFATTO




5

APPLICARE IL SECONDO OCCHIELLO COME DA SCHEMA



6

RISULTATO FINALE



AMBROSETTI SRL
VIA MOLINA 10
21100 VARESE

APPLICAZIONE OCCHIELLI DOPPIA FACCIA

DOPPIO OCCHIELLO

INDICE DI MODIFICA **A**
MODIFICHE

E		
D		
C		
B		